

# Summer Reading 2024



## Instructions

The summer vacation period is a wonderful time for students to have a short break from attending school every day, but a great opportunity to keep learning. Our summer reading program is targeted to help students continue to enhance their reading skills during the months of June, July, and August.

This year, we will be providing your child with a hard copy book to read over the Summer ☺

**Incoming 3<sup>rd</sup> Grade Summer Reading Book is *Magic Tree House Vacation Under the Volcano* by Mary Pope Osborne.**

Your child will be responsible for reading their book and completing the assignments provided in this packet.

**\*\*Please bring in all work on the first day of school (Thursday, August 15), as it will count as a grade for the first quarter. (Your child does not need to return the book)**

Throughout the summer, if you have any questions, please call the main office at (305) 231-4888.

*Please sign, and return on the first day of school, along with the completed assignments.*

Student's Name: \_\_\_\_\_

Parent's Signature: \_\_\_\_\_



NAME \_\_\_\_\_

# CHARACTER COMPARISON

How are Jack and Annie alike? How are they different?  
As you read and learn more information about Jack and Annie, record it in the boxes below.

How are Jack and Annie alike?

All About Annie



All About Jack



NAME \_\_\_\_\_

# SPECTACULAR SETTING

The setting is when and where the story takes place.  
Draw a picture of the setting and then describe it below.



---

---

---

---

---

---

---

NAME

# JUST THE FACTS





As Jack and Annie collect facts and new information on their adventures, you can record what you learn, too.

Page Number	Fact Learned

NAME \_\_\_\_\_

# STORY SNAPSHOTS

Draw the most memorable scenes from the book on the snapshots. Then add a short caption below each drawing.



NAME \_\_\_\_\_

# STORY SUMMARY

Now that you have finished the story, think about what happened and write a summary.

**First,**

---

---

---

---

---

---

---

---

**Next,**

---

---

---

---

---

---

---

---

**Then,**

---

---

---

---

---

---

---

---

**Last,**

---

---

---

---

---

---

---

---

