



# SUMMER MATH

## Summer 2024 Math Assignment

Help your child avoid the “summer slide” and encourage them to learn their basic math facts by using their Reflex Math account this summer!

Reflex is an online, game-based program that helps students build fast and effortless recall of math facts. Research has shown that quick recall of math facts is critical for future success in mathematics.

Outgoing students 2<sup>nd</sup> -4<sup>th</sup> grade are required to achieve the “green light” on the Reflex Math fact fluency program for a total of at least **15** times this summer. We highly suggest spreading these sessions out to about 2-3 green lights per week. Attached to this packet you will find a helpful tracking sheet; this sheet is to be used for your personal purposes and although it can be turned into your future math teacher at the beginning of the next school year, we will use a report from the program to verify your participation during the summer. This mandatory assignment will count as a grade for the first quarter of the upcoming school year. The assignment’s final grade will be based on the number of green lights your child completes **from June 10<sup>th</sup>, 2024- August 14<sup>th</sup>, 2024.**

- Reflex math program can be accessed from any device with internet access throughout the summer
- Each student will have their own login card with their username/password. Students will keep a record of their progress on attached Reflex tracker sheet.

The Green Light – located in the upper right corner of the screen – illuminates once a student answers a certain number of facts correctly on a given day.

- PLEASE BE ADVISED THAT THE NUMBER OF MINUTES LOGGED ON DOES NOT EQUATE TO A GREEN LIGHT. IF STUDENTS ARE LOGGED ON AND PLAYING ON OTHER PARTS OF THE WEBSITE BUT NOT COMPLETING MATH FACTS, THEY WILL NOT COMPLETE A “GREEN LIGHT”



Instructions: Go to <https://www.reflexmath.com/>

Select **Login**

**Student Login:** username and password (provided by your child’s math teacher)

Optional: Create Parent Account to view your child’s progress

### Parent Reporting Account Sign-Up

1. Go to [reflexmath.com/parents](https://www.reflexmath.com/parents)
2. Follow the onscreen instructions to get free access.
3. Once logged in, follow instructions to add your child.

Your Child's Login  
Information



Once you have created your Parent Account and added your child to the report, you can access reports.

1. Log in to your Reflex Parent Account
2. Click a student’s name to view their reports
3. Use the **Assignment** drop-down menu to view other reports for that student

If you have any questions, please call the main office at (305) 231 4888

# ALTERNATE INSTRUCTIONS

## REFLEX MATH

WEBSITE:go-el.com

1. Select **Student Login**
2. Enter the Teacher's username

## SEE EXAMPLE BELOW

([kamador@hiveprep.com](mailto:kamador@hiveprep.com)) and select **GO**

3. Select the **CLASS** they are enrolled in and choose their **NAME**
4. Enter their student **PASSWORD** - (Student ID Number with the 0)

Name: \_\_\_\_\_

Directions: Only 1 green light may be earned per day. Be sure to Color the target green each day a green light is earned. (refer to the "Green Light" page to verify how to earn a green light) This assignment will be checked and graded by your math teacher. Enjoy your summer break!

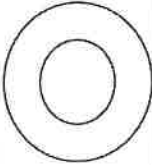
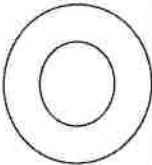
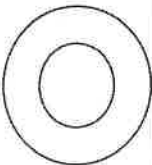
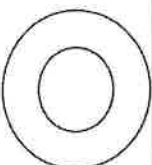
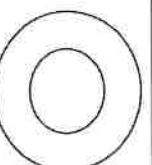
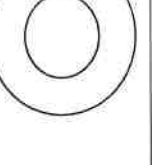
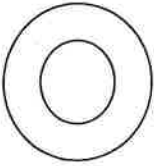
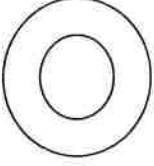
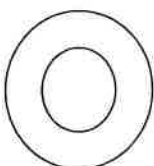
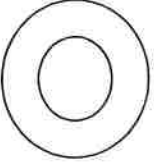
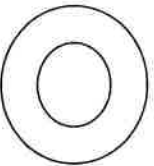
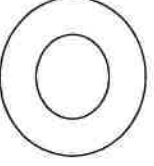
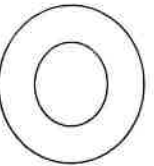
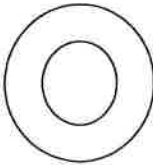
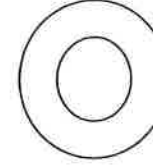
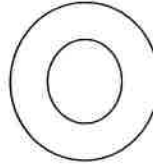
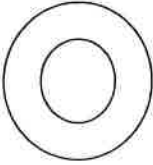
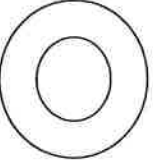
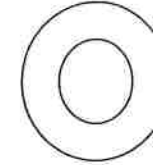
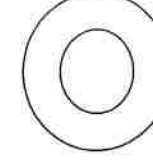
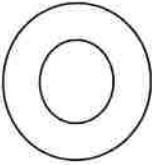
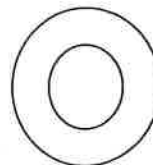
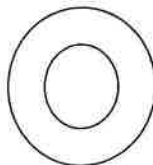
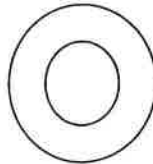
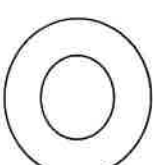
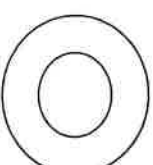
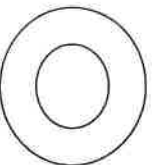
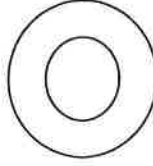
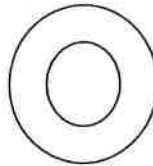
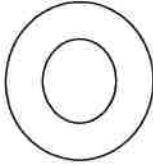
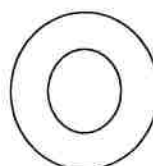
*Your goal is*

*15 green lights total!*

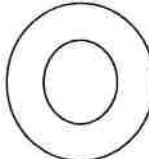
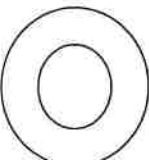
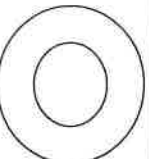
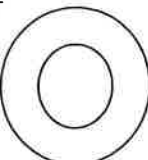
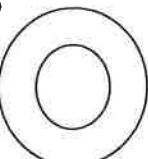
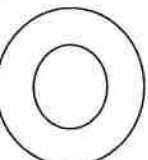
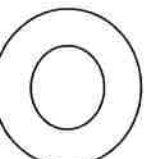
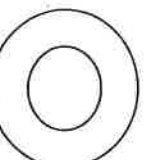
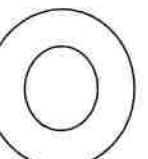
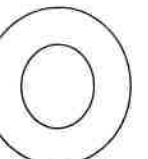
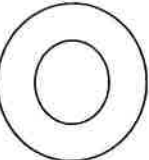
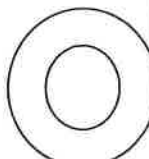
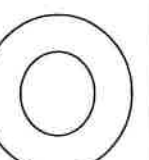
# June

Sunday	Monday	Tuesday	Wednesday	Thursday	Friday	Saturday
	10	11	12	13	14	15
16	17	18	19	20	21	22
23	24	25	26	27	28	29
30						

# July

Sunday	Monday	Tuesday	Wednesday	Thursday	Friday	Saturday
	1 	2 	3 	4 	5 	6 
	8 	9 	10 	11 	12 	13 
	15 	16 	17 	18 	19 	20 
1 	22 	23 	24 	25 	26 	27 
8 	29 	30 	31 			

# August

Sunday	Monday	Tuesday	Wednesday	Thursday	Friday	Saturday
				1 	2 	3 
4 	5 	6 	7 	8 	9 	10 
11 	12 	13 	14 