

Summer 2023 Math Assignment

Help your child avoid the “summer slide” and encourage them to learn their basic math facts by using their Reflex Math account this summer!

Reflex is an online, game-based program that helps students build fast and effortless recall of math facts. Research has shown that quick recall of math facts is critical for future success in mathematics.

Outgoing students 2nd -5th grade are required to achieve the “green light” on the Reflex Math fact fluency program for a total of at least **15** times this summer. We highly suggest spreading these sessions out to about 2-3 green lights per week. Attached to this packet you will find a helpful tracking sheet; this sheet is to be used for your personal purposes and although it can be turned into your future math teacher at the beginning of the next school year, we will use a report from the program to verify your participation during the summer. This mandatory assignment will count as a grade for the first quarter of the upcoming school year. The assignment’s final grade will be based on the number of green lights your child completes **from June 12, 2023- August 16, 2023.**

- Reflex math program can be accessed from any device with internet access throughout the summer
- Each student will have their own login card with their username/password. Students will keep a record of their progress on attached Reflex tracker sheet.

• The Green Light – located in the upper right corner of the screen – illuminates once a student answers a certain number of facts correctly on a given day.



Instructions: Go to <https://www.reflexmath.com/>

Select **Login**

Student Login: username and password (provided by your child's math teacher)

Optional: Create Parent Account to view your child's progress

Parent Reporting Account Sign-Up

1. Go to [reflexmath.com/parents](https://www.reflexmath.com/parents)
2. Follow the onscreen instructions to get free access.
3. Once logged in, follow instructions to add your child.

Your Child's Login
Information



Once you have created your Parent Account and added your child to the report, you can access reports.

1. Log in to your Reflex Parent Account
2. Click a student's name to view their reports
3. Use the **Assignment** drop-down menu to view other reports for that student


If you have any questions, please call the main office at (305) 231 4888

Green Light

Below you will find useful information in order to know when your child has completed a Green Light.

Daily Usage Requirement and the Green Light

Once a student has answered a certain number of facts correctly on a given day, a Green Light illuminates in the upper right corner of the screen. This indicates that the student has met the Daily Usage Requirement.



The Green Light serves two purposes. One, until the requirement is met and the light turns on, students are blocked from spending time on non-instructional activities such as browsing the store or modifying their avatars or progress trees.

Two, it serves as an indication that a *Reflex* session is complete. Students can of course continue to practice by playing the fluency development games, but once they've completed the Daily Usage Requirement, they can stop the session if they (or you) so choose.

Green Light notes:

- Once the Green Light is illuminated, it will stay on for any subsequent sessions that day. And if a student does not reach the Daily Usage Requirement in her first session of the day, if she logs in later, she will build on the progress she has already made.
- Students can typically get to the Green Light in 15 minutes of concentrated use. Students new to *Reflex* may take longer at first as they are mastering the different games, but the time should go down with continued use. For students that are struggling to reach the Green Light within the time available, we recommend Ninja to the Stars and Egyptian Connoption as games in which many facts can be solved very quickly.

Thank you,

HIVE Preparatory School ☺

REFLEX MATH

Website: go-el.com

1. Select **Student Login**.
2. Enter the **Teacher's Username** (kamador@hiveprep.com) and select **Go**.
3. Select the **Class** they are enrolled in and choose their **name**.
4. Enter their student **Password** (Student ID Number with the 0)

Directions: Only 1 green light may be earned per day. Be sure to Color the target green each day a green light is earned. (refer to the "Green Light" page to verify how to earn a green light) This assignment will be checked and graded by your math teacher. Enjoy your summer break!

Name: _____

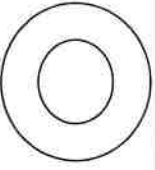
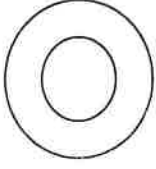
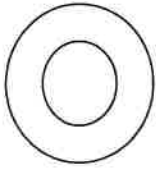
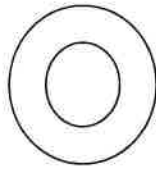
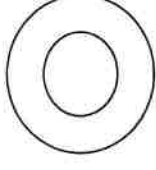
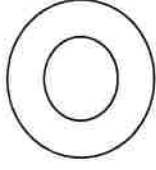
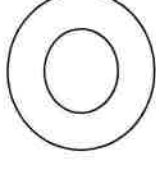
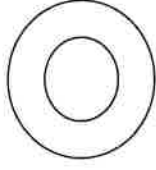
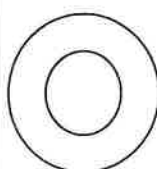
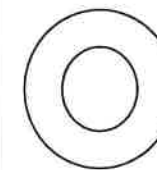
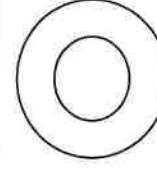
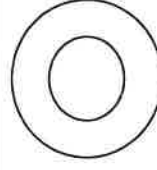
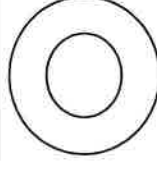
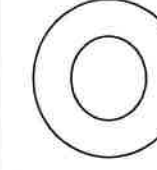
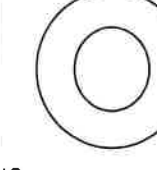
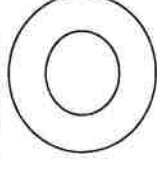
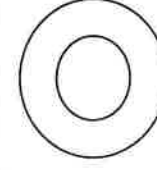
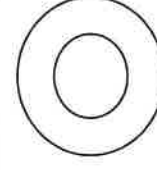
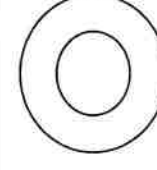
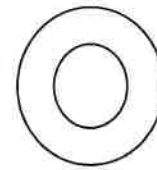
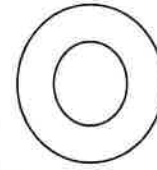
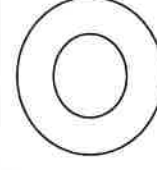
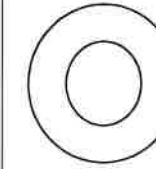
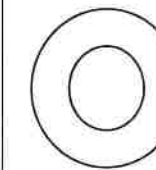
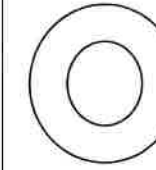
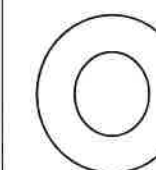
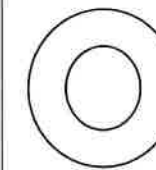
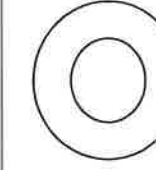
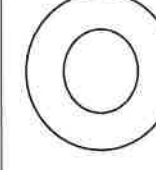
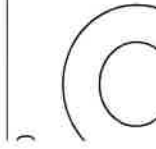
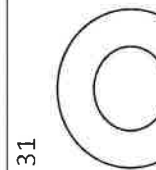
Your goal is

15 green lights total!

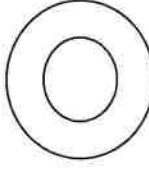
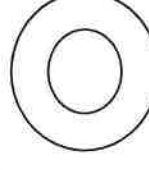
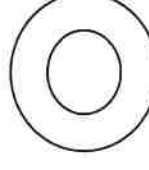
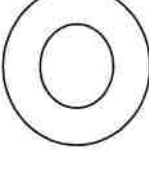
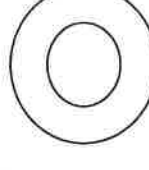
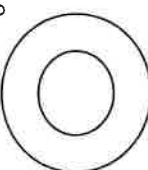
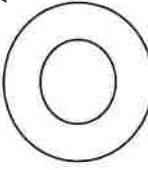
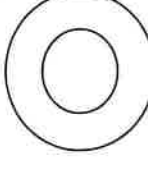
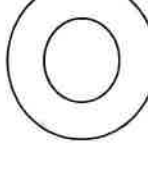
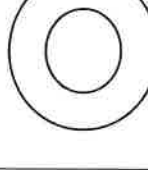
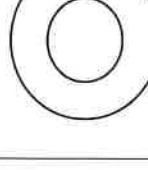
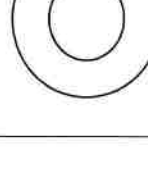
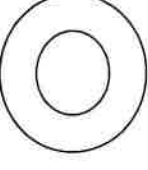
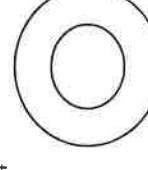
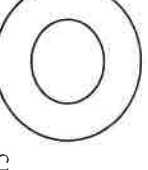
June

Sunday	Monday	Tuesday	Wednesday	Thursday	Friday	Saturday
	12	13	14	15	16	17
18	19	20	21	22	23	24
25	26	27	28	29	30	

July

Sunday	Monday	Tuesday	Wednesday	Thursday	Friday	Saturday
						1 
	3 	4 	5 	6 	7 	8 
	10 	11 	12 	13 	14 	15 
6 	17 	18 	19 	20 	21 	22 
3 	24 	25 	26 	27 	28 	29 
	31 					

August

Sunday	Monday	Tuesday	Wednesday	Thursday	Friday	Saturday
		1 	2 	3 	4 	5 
6 	7 	8 	9 	10 	11 	12 
13 	14 	15 	16 